

O Material Making Printable Page 3D Objects

The following will be found in this document:

Roman eagle

Red Roman banner

Let Us Imitate the Lamb

Coins

Icons and websites

All the Agnus Deis

To be color photocopied or printed



Google Image Roman Eagle

Perhaps the following will work


www.bible-history.com > Roman eagle

<http://www.bible-history.com/archaeology/rome/2-roman-eagle-bb.html>

This can be used (glued to a piece of wood for the top of the Roman Standard if a 3D eagle is not available).

SPQR means 'The Senate and the People of Rome'

Google--Roman Standard--to see images



This can be used as part of the Roman Standard if a cloth one is not made.
Google Images Roman Standard

Let us imitate the Lamb.

Photocopy and glue to corner moulding -4 6/8 in. long.



Google Images Roman Coins

Life of Jesus



Google Images > Icons or specific icon (baptism of Jesus) or try <http://www.hellenic-art.com/sterling/saintsp5.htm> which is the source unless otherwise specified






www.dkimages.com > search > St. Peter Icon

Or:



Alternative St. Paul:



<http://www.hellenic-art.com/sterling/saintsp5.htm>

Make 2. Paint the outer edge of one 6 in. disk (about $\frac{3}{4}$ in.) red before gluing this Agnus Dei for the Early Christians Summation work. The second disc, painted yellow for the Agnus Dei is for the first Constantinian Christianity presentation and will have another image on the back. Leave the black outline as a way to remind the unconscious that for the Christian the Agnus Dei Reality is lived in this imperfect world.



Consider emailing this directly to a printer—like (Kinkos or UPS) to save ink at home. It must be printed with laser printers (such as at the print stores) because the ink jets smear when coated with sealer.

Martyr Symbol to be glued onto dowel pieces. Consider printing this page and painting the dowel red before gluing the Agnus Dei; the red bordered version is available on the next page.

